

# BOILERS



## 2009-2010 Catalog

High efficiency  
biomass  
central heating  
solutions

**BIOHEAT**USA™  
Innovative Leaders in Alternative Heating Solutions



IN THE FINEST TRADITION OF  TARM USA



# Confidence

*you can feel*

*Welcome to our 2009 consumer products catalog*

## CARBON NEUTRAL

Home heating decisions that work for today, as well as tomorrow, are essential in our changing world. BioHeatUSA offers boilers that promote the clean burning of carbon-cycle biomass fuels critical to the lowering of net greenhouse gas emissions.

## INNOVATIVE

European homeowners have faced high energy costs and strict emissions standards for decades, and have long embraced alternative heating solutions. Research and development has resulted in state-of-the-art products with exceptionally high efficiencies. BioHeatUSA brings these products to discerning homeowners in the United States and Canada.

*It has never been  
more important  
to consider our  
impact on future  
generations.*



## APPROPRIATE

Making informed choices about the best boiler for your situation involves an assessment of your heating needs, the type of home you've chosen, and your lifestyle. Our network of local dealers can assist you in determining the solution most appropriate for you.

## COST EFFECTIVE

Central heating systems do have a significant initial cost. However, a BioHeatUSA boiler is one of the most economical, cost effective improvements you can make to your home. This investment will not only pay for itself quickly, it will continue to save you money for many years to come.



## RELIABLE

All BioHeatUSA boilers are built to the highest European boiler standards in ISO 9000 certified factories and are UL approved for sale in the United States. All but the Excel are CSA approved for sale in Canada. All BioHeatUSA boilers are made from heavy boiler plate steel and carry a limited 20-year warranty on the boiler vessel, with the exception of the Multi-heat unit (5-year). A copy of the warranty is available for review, and is shipped with every boiler.

## SECURE

There is a sense of security and satisfaction that comes from preparing your own firewood or laying in an ample supply of pellets.



## WHICH BOILER IS RIGHT FOR YOU?

Determining your heating needs requires an assessment of the people in your home. Do you have small children or older adults who may need a warmer environment? Is your home empty for most of the day while you or your spouse are at work? How much hot water do you use?

## HOW DOES YOUR HOME FACTOR INTO YOUR CHOICES?

Is your home passive solar with plenty of winter heat gain and effective insulation, or do you have an historic home that is drafty and loses significant heat through the attic?

## HOW DO YOU LIVE?

While BioHeatUSA boilers are relatively easy to operate, some require tending. Are you willing to load wood into the boiler 2-3 times a day? Or does the automated convenience of a pellet system appeal to you more?



## 2009-2010 CATALOG

FRÖLING TURBO 3000 WOOD-FIRED BOILER . . . . .	4
FRÖLING P-4 WOOD-FIRED BOILER . . . . .	6
HS TARM SOLO INNOVA WOOD-FIRED BOILER . . . . .	8
SCANDTEC SOLO PLUS WOOD-FIRED BOILER . . . . .	9
HS TARM EXCEL MULTI-FUEL BOILER . . . . .	10
HS TARM MULTI-HEAT PELLET OR CORN BOILER . . . . .	11
HEAT STORAGE SYSTEMS . . . . .	12
ACCESSORIES . . . . .	13
COMPARISON CHARTS . . . . .	14
FREQUENTLY ASKED QUESTIONS . . . . .	15

## About BioHeatUSA

*BioHeatUSA™, formerly Tarm USA, is a third-generation, family-owned business that has pioneered the sales and service of central heating equipment in North America for over 30 years.*

*BioHeatUSA's primary objective is to offer innovative home heating solutions, paired with a significant commitment to consumer education and environmental awareness. Exclusive partnerships with ISO 9001 certified manufacturers allows BioHeatUSA to offer products with operational reliability, unique firing efficiency, and to promote the clean burning of carbon-cycle biomass that is critical to the lowering of net greenhouse gas emissions.*

©2009 BioHeatUSA



## froling TURBO 3000

*The Turbo 3000 boiler requires a heat storage unit.*



### HOW IT WORKS ►

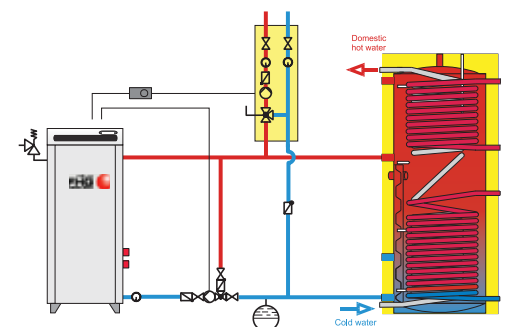
Kindling, tinder and paper are loaded into the Turbo 3000 followed by cord wood. The fire is lit via the ignition port; a small access door, unique in the industry. The wood gasification combustion process begins when the draft induction fan turns on and pulls fresh air into the boiler. This air is drawn into the bottom of the firebox and down through the live charcoal bed. The primary combustion that takes place in the firebox produces a hot mixture of unburned gases that are pulled down into the patented Vortex secondary combustion chamber. Simultaneously, pre-heated air is injected into this stream of hot gases resulting in a very hot 1800°F to 2000°F secondary burn. Only at these temperatures can a high efficiency, clean burn be achieved.

A menu-driven user interface (with micro-processor) ensures:

- Regulation of performance through precise control of the variable speed draft fan.
- Continual adjustment of combustion air to automatically match burn characteristics to the species, moisture content and shape of wood used.
- Continuous optimization of combustion through exhaust gas analysis and adjustment of combustion air.

### HEAT STORAGE

*Firewood burns most efficiently and cleanly when it is burned hot and fast. Your home, however, calls for heat only as needed. In order to match both of these demands, a heat storage system is required. Instead of smoking and smoldering in idle mode when your home is up to temperature, a heat storage system will allow wood boilers to continue to burn at maximum efficiency. The excess heat generated will simply be stored in the water tank for later use.*





*The Turbo 3000 boiler is made of fully welded 6mm thick steel with additional 3mm steel firebox aprons. BioHeatUSA boilers are constructed to European boiler design standard EN 303-5 and are to be used in pressurized systems.*



*Sold through authorized dealers only.*



## froling P4



*The P4's compact design allows for easy positioning, even in a confined space. The disassembled unit fits through a 36" door. It arrives fully wired and ready for use.*



## HOW IT WORKS

The P4 represents the most advanced residential pellet boiler technology available, providing heat and hot water to your home or business. Fully automatic ignition, coupled with a programmable user interface, automatic fuel feed, and automatic ash removal means the P4 is extremely easy to use and requires very little maintenance.

As the North American pellet market matures, more individuals are able to take advantage of bulk fuel delivery. With bulk delivery, a pellet fuel truck delivers several tons of loose pellets to your fuel storage bin or silo. The pneumatic feed device built into the P4 delivers these pellets to your boiler as needed.

Having the convenience of fossil fuel delivery with the economic and environmental benefits of biomass might just be the ultimate solution to your home heating needs.

- Pneumatic pellet feed is ideally suited for bulk fuel applications, although the P4 may easily be used with bagged fuel.
- Variable speed induced draft fan ensures optimal fuel-to-air ratio.
- Incoming combustion air temperature is raised with an integrated pre-heating system.
- Multiple-pass heat exchanger and automatic heat exchange cleaning provide maximum efficiency and exceptional fly ash separation.
- Integrated storage tank control.
- Rated outputs from 36kBTU/hr to 130kBTU/hr.
- Exhaust temperatures under 250°F.
- Must be installed with a moderately sized buffer tank to reduce on/off cycling for optimal efficiency.
- Ash separation to two drawers.
- Virtually silent operation.

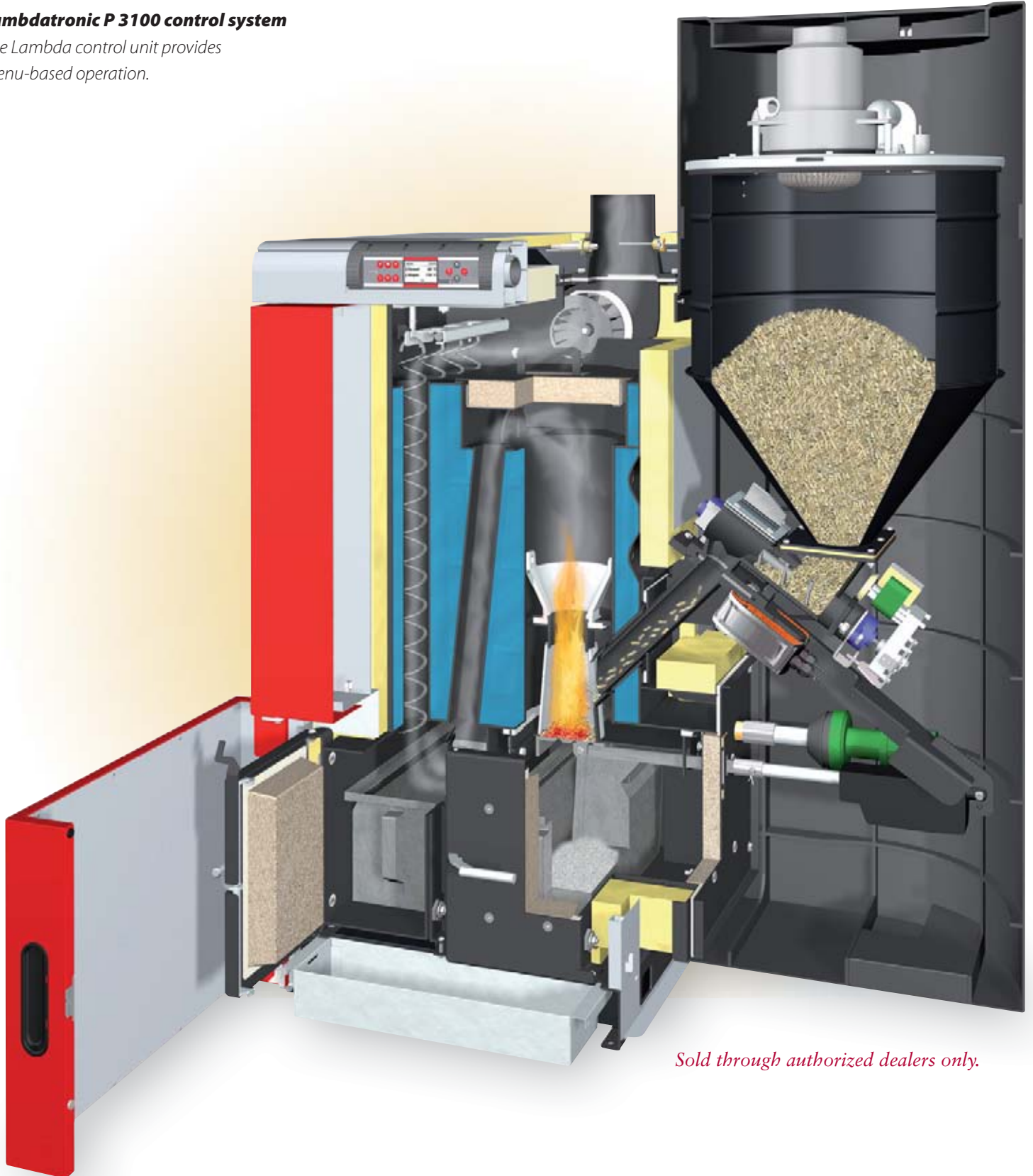




**Lambdatronic P 3100 control system**

The Lambda control unit provides menu-based operation.

*The P4 automatically modulates its heat output to match your home's demand as it changes from day to day and hour to hour (down to as low as 30% of maximum). By simultaneously varying the speed of the induction fan, and the rate at which pellets are delivered to the burner, the P4 is able to maintain an optimal fuel-to-air ratio and high efficiency despite having such a broad heat output range.*



*Sold through authorized dealers only.*



## HS TARM SOLO INNOVA

*The boiler vessel is made of fully welded 6mm thick plate steel. Additionally, 4mm steel aprons elevate firebox temperatures, making the Solo Innova tolerant of wood with a moisture content as high as 25%.*



### ◀ HOW IT WORKS

Solo Innova is a patented, wood-fired gasification boiler available in two sizes with maximum outputs of 102,500 (model 30) and 170,700 (model 50) BTU/hr

The Solo Innova boiler uses induced down-draft gasification technology to achieve very high efficiency. Primary air is introduced into the base of the firebox for consistently clean and efficient combustion. A high temperature (1800°F or more) is reached in a second refractory-lined chamber. This secondary combustion consumes the creosote and smoke that normally goes up the chimney

### 🔥 INNOVATION

- Standard turbulators improve heat transfer efficiency.
- Integrated circulator control makes optimal use of heat storage system.
- Super heavy jacket insulation
- Large, reversible doors (1 3/4 X 13 1/16).
- Easy to light with powerful induced draft.
- Smoke extraction passage prevents smoke from entering your home.
- Flue collar rotates from vertical position to 45° incline/decline position.

See "Heat Storage Systems" on page 12



## SCANDTEC SOLO PLUS

*Heat output and firing is regulated by a thermostatically controlled draft fan that forces air through the firebox and into the secondary combustion chamber. Here, exceptionally efficient combustion takes place at high temperatures allowing the Solo Plus to use very little fuel in comparison to “conventional” boilers.*

### HOW IT WORKS ►

Solo Plus is a patented, wood-fired gasification boiler available in three sizes with maximum outputs from 100,000 to 198,000 BTU/hr. The wood gasification combustion process within the Solo Plus begins when the small, quiet draft fan turns on in response to your home's thermostat. The draft fan pushes fresh air into the top of the firebox and down through the wood and live charcoal bed. This hot air and smoke mixture is forced through a slot in the top of the ceramic combustion chamber. Super-heated secondary air is injected into these gases. The correct combination of wood, gas, smoke and high-temperature oxygen results in an 1800°F flame in the ceramic combustion tunnel. Gases stay in this hot, turbulent environment long enough to achieve extremely high combustion efficiency. The resultant high-temperature gases pass into the vertical heat exchange tubes, giving off heat to the boiler water for house heating and hot water demands.



**HS TARM EXCEL**

*Separate combustion chambers and heat exchange tubes are designed for each fuel, resulting in efficiencies not realized in other multi-fuel boilers.*



## ◀ HOW IT WORKS

The Excel is essentially two boilers on one chassis; one side is a wood boiler and the other side is a fossil fuel boiler. It is able to burn firewood and one fossil fuel (oil, propane or natural gas). If the fire burns out due to lack of wood, the boiler will automatically switch over to the fossil fuel burner ensuring that your home never goes cold.

Separate combustion chambers and heat exchange tubes for each side of this two-fuel boiler ensure that efficiency and reliability are maintained. Multi-fuel boilers are especially appropriate for applications where there is an older existing fossil fuel boiler in place that needs to be replaced and/or there is only one chimney flue available. When there are separate oil and wood boilers in a home, they each require their own independent flue. The Excel boiler requires only one chimney despite the fact that it burns two fuels.

Boiler controls and an oil burner are standard equipment.



# Multi-heat Pellet Boiler



## LTI-HEAT PELLET

*The Multi-heat pellet is an automatic stoker boiler for wood pellets or corn, offering 89-91% efficiency and can be used with an integrated fuel hopper or an external fuel bin or silo.*

### HOW IT WORKS ►

The construction of our pellet boiler ensures reliability, durability, and simple operation, delivering up to 91% efficiency, and running for days on a single load of fuel.

The feed auger automatically adds the correct amount of fuel into the combustion chamber, and the quiet, built-in blower provides the precise mixture of primary and secondary air necessary for clean, efficient combustion. The only maintenance required is filling the hopper with fuel (automatic feed head available), and the removal of ash, as necessary.

During cold weather, the hopper is filled every two or three days depending on the heat requirement of your home, and the fuel of choice.

The temperature is regulated by a two-step control and operates at full output until the set temperature is close to being achieved. Then the control switches over to reduced output and continues at this rate. If the boiler temperature drops slightly below the set temperature again, the control will switch over to full output, ensuring constant heat.



## UN-PRESSURIZED & PRESSURIZED

*Heat storage improves the performance of all wood-fired boilers. Our pressurized and non-pressurized heat storage units provide businesses and homeowners with significant heat and hot water benefits.*



*Un-pressurized*



*Pressurized*



## UN-PRESSURIZED STORAGE

Un-pressurized storage tanks come to your job site or home completely knocked-down and are assembled in their final installed location. The advantage is that these tanks can be brought into just about any basement or building, regardless of accessibility. Narrow doors, steep staircases and low bulkheads or ceiling heights do not present a problem. In addition to being easier to move and locate, these tanks offer a higher level of insulation (lower standby loss). Because these tanks are relatively short, they do have a larger footprint than the pressurized option.


## PRESSURIZED STORAGE

The pressurized storage tank packages include two or three large steel tanks that are plumbed together so that they behave like one large tank. The advantage of this kind of heat storage system is simpler piping, smaller footprint and slightly lower cost. These tanks are large and heavy, however, so in order to use this style of heat storage, you must have good access to the location in which they will be installed and a minimum ceiling height of seven feet.

Due to the large increase in the heating system fluid volume, pressurized heat storage systems may not be appropriate for systems that contain glycol (anti-freeze).

## ◀ HOW IT WORKS

When used in conjunction with a heat storage system, a boiler is able to operate at full output producing the cleanest and most efficient burn. However, this output is often greater than the heating requirements of the house. This “extra” heat is transferred to the storage tank for later use. Because of the buffer the heat storage system provides, you are free to fire the boiler when it is convenient for you. On many days in the winter, you will be able to load the boiler once in 24 hours. In the spring and fall you may only fire the boiler every two days and in summer you may be able to go a week between firings to meet all your domestic hot water needs. Problems with creosote or overheating are eliminated. The insulated storage tank absorbs the heat produced at maximum boiler output until the wood is consumed and the boiler shuts off. Once the wood load has burned through in your wood boiler, stored heat is pulled from the storage tank as heat and domestic hot water is needed in the house.



## HEAT EXCHANGE COILS

Any proper boiler system will be pressurized. In order to keep the boiler system pressurized when using a non-pressurized storage tank, copper heat exchange coils are immersed in the water that is stored in the tank. Boiler fluid circulates through these coils, transferring heat into the water that is held in the tank. These same coils are used to draw heat back out of the stored fluid once the wood boiler has burned through its load of wood. The water that is held in the tank acts as a heat sink. In this way, boiler fluid is kept separated from tank storage water, and the boiler system is able to remain pressurized.



## INSTALLATION & MAINTENANCE COMPONENTS

When your boiler is installed, various additional parts and accessories will be needed to allow it to function properly and safely. We've included a list of many of these items here. To discuss which of these are appropriate for your specific installation, please contact your local BioHeatUSA dealer, or contact BioHeatUSA directly at 800.782.9927.



TERMOVAR LOADING UNIT

**TERMOVAR LOADING UNIT** Integrates the Termovar Tempering Valve, a balancing valve, 3 thermometers, and a Grundfos 15-58 3-speed circulator in a compact solution. Includes ball valve isolation unions.



TERMOVAR DIVERTER VALVE

**TERMOVAR LOADING VALVE** Automatic, thermally-operated valve that ensures a minimum return water temperature to the boiler which increases efficiency, prevents tarring, reduces thermal shock and increases the life of the boiler. Includes ball valve isolation unions.

**TERMOVAR DIVERTER VALVE** Automatic, thermally-operated diverting valve for solid-fuel boiler installations with a storage tank. Having a Termovar AF valve installed in your system will improve overall efficiency and the effectiveness of the heat storage tank system.



AUTOMAG ZONE VALVE

**BLT CONTROL** A tidy UL-approved control with simple instructions that makes integrating a wood boiler and heat storage tank with an existing boiler a snap. The control includes an on/off switch and a three-position switch that includes wood only operation, backup only operation, or wood with automatic backup operation. Integrated diagnostic indicator lights simplify trouble shooting.

**AUTOMAG ZONE VALVE** Normally closed 24 VAC 1" zone valve designed for continuous power supply. This valve is used to provide the code-required heat dumping zone during loss of power situations.



HONEYWELL AQUASTAT

**HONEYWELL AT72D TRANSFORMER** 40 VA Multi-mount transformer. Plate, foot, or knock out mounting. Primary 120VAC 50/60 Hz nine-inch leads. Secondary 24 Vac uses two screw terminals. Provides a power source for Automag zone valve.

**HONEYWELL L4008A 1015 AQUASTAT** Breaks on rise 100-240F w/5-30F adjustable differential. 66-inch capillary. Tank mounted, this aquastat is the switch that begins the automatic backup function when your tank is below your useable water temperature.

**TANKLESS DOMESTIC HOT WATER COIL KIT** Finned copper coil designed for direct submersion in the boiler water jacket. Each coil kit ships with a gasket and pressure relief valve. Produces approximately 3 gallons per minute at 180F boiler water temperature.



TANKLESS DOMESTIC HOT WATER COIL KIT

**HIGH TEMPERATURE HEARTH GLOVES** Rugged leather safety gloves with cotton lining and extra long cuff that protects both hands and wrists. Free with the return of your warranty card.

**339N PROBE THERMOMETER** High temperature, bi-metallic dial thermometer with sensor probe for insertion into the exhaust pipe. Fast, accurate, and not affected by soot or ash, fits all pipe sizes, can be used with single or double wall pipe and includes magnet for secure mounting. The 339N is a valuable operator's tool providing not only information about the quality of the combustion, but also indicating when it is time to clean the heat exchange tubes.



339N PROBE THERMOMETER

**ASH HOD** A safe, powder-coated steel box with integral ash lip and closing lid. Custom fabricated to work with our boilers and makes handling ash much easier. Will hold several days of ashes.

**TAYLOR THERMOMETER** Battery operated panel mount thermometer used to measure tank temperatures in our collapsible heat storage tanks. Three are usually installed to measure upper, middle and lower tank temperatures.



TAYLOR THERMOMETER

# Boiler Comparison Charts

Wood-fired Boilers	Units	Turbo 3000 20	Turbo 3000 30	Turbo 3000 40	Turbo 3000 50	Solo Innova 30	Solo Innova 50	Solo Plus 30	Solo Plus 40	Solo Plus 60
Maximum Heat Output	BTU/hr	70,000	102,500	136,560	170,700	102,500	170,700	102,000	140,000	198,000
Unit Length	Inches	45¼	45½	49½	49½	46¾	46¾	46½	46½	50½
Unit Width	Inches	22¾	22¾	22¾	22¾	23	27¼	21	25	25
Unit Height	Inches	61¾	61¾	65¾	65¾	54⅞	54⅞	55½	55½	55½
Unit Weight	Pounds	1150	1150	1345	1345	1115	1215	1080	1180	1230
Firebox Depth	Inches	22	22	22	22	21½	21½	21	21	21
Firebox Volume	Cu ft	5	5	7.4	7.4	4.8	6.5	4.01	5.35	6.01
Load Door	Inches	13 X 14½	13 X 14½	13 X 14½	13 X 14½	12 X 14	12 X 14	10 X 12	10 X 12	10 X 12
Flue Collar Size	Inches	6	6	6	6	6	6	6	6	8
Water Volume	Gals	32	32	50	50	34	48	41	54	60
Test Pressure	Psi	65	65	65	65	65	65	65	65	65
Power Requirement	V/Hz	240/60	240/60	240/60	240/60	240/60	240/60	120/60	120/60	120/60
Electricity Consumption	Watts	180	180	180	180	240	240	35	105	105
Overall Efficiency	%	86.7-87.5	89.9-90.8	90.1-91.3	90.2-91.7	85	85	75-80	75-80	75-80

Pellet Boilers	Units	Multi-Heat 1.5	Multi-Heat 2.5	Multi-Heat 4.0	P4 Model 8	P4 Model 15	P4 Model 20	P4 Model 25	P4 Model 32	P4 Model 38
Maximum Heat Output	BTU/hr	51,200	85,300	146,700	35,900	50,900	68,300	85,400	109,300	129,800
Fuel Type		Pellets	Pellets/Corn	Pellets/Corn	Pellets	Pellets	Pellets	Pellets	Pellets	Pellets
Hopper Volume	Cu ft	7	12.7	12.7	*	*	*	*	*	*
Unit Length**	Inches	56½	62¼	66¾	36⅝	36⅝	36⅝	36⅝	36⅝	36⅝
Unit Width*	Inches	20	23½	23½	46⅝	46⅝	53⅜	53⅜	55¾	55¾
Unit Height	Inches	46	58	58	65⅜	65⅜	65⅜	65⅜	74¾	74¾
Unit Weight	Pounds	750	1168	1279	706	706	882	882	1036	1036
Flue Collar Size	Inches	5	6	6	5	5	5	5	6	6
Water Volume	Gals	13	33	39	18.5	18.5	21	21	33	33
Test Pressure	Psi	58	58	58	65	65	65	65	65	65
Power Requirement	V/Hz	240/60	240/60	240/60	240/60	240/60	240/60	240/60	240/60	240/60
Electricity Consumption***	Watts	300	460	460	96	123	110	110	110	110
Overall Efficiency	%	87.5-91	87.5-91	87.5-91	92.0	92.0	93.3	94.5	95.7	95.7

\*Depends upon style of hopper.

\*\*Dimensions provided are for assembled units. Subassemblies of P4 boilers will fit through a 36" door.

\*\*\*Numbers shown are normal operating figures. Peak intermittent consumption is higher.

Multi-Fuel Boilers	Units	Excel 2000	Excel 2200
Maximum Heat Output Wood	BTU/hr	102,500	140,000
Maximum Heat Output Oil	BTU/hr	120,000	150,000
Maximum Heat Output Gas	BTU/hr	120,000	140,000
Unit Length	Inches	54	54
Unit Width	Inches	21	25
Unit Height	Inches	52	54
Unit Weight	Pounds	1440	1610
Firebox Depth	Inches	21	21
Firebox Volume	Cu ft	4	6.6
Load Door	Inches	10 X 12	10 X 12
Flue Collar Size	Inches	6	6
Water Volume	Gals	64	72
Test Pressure	Psi	45	45
Power Requirement	V/Hz	120/60	120/60
Electricity Consumption	Watts	35	105
Overall Efficiency Wood	%	75-80	75-80

**fröling** 

Founded in 1961, Fröling is a family-owned company located in Grieskirchen, Austria. A pioneer in wood-fired heating systems, Fröling has devoted decades of intensive R&D to the study of maximum energy efficiency.

**HS TARM** 

HS Tarm, a brand synonymous with quality and innovation, has been supplying boilers for over 80 years. Now owned by Baxi Group, one of Europe's most trusted names in heating and hot water, HS Tarm boilers continue to be a premier name in home heating systems.

**SCANDTEC** 

Scandtec, located in Skjern, Denmark, is a producer of central heating biomass boilers. Hans Sorenson, the former Managing Director of Baxi, Denmark (and grandson of the founder of HS Tarm), now owns and manages the company which employs an experienced team of R&D and production/distribution professionals.

# Frequently Asked Questions

## Q: WHICH FUEL SHOULD I CONSIDER: WOOD OR PELLET?

A: This decision is primarily one of lifestyle. Many people find it satisfying to prepare their own firewood. They can decrease their energy costs significantly, depend less on energy commodities and get a bit of healthy exercise for mind and body. Wood pellets are clean, require less storage and handling, do not require time to dry, and allow for the use of more automated appliances. In most areas cord wood is significantly less expensive than wood pellets. However, in many urban areas the costs are similar.

## Q: DO I HAVE TO WORRY ABOUT CREOSOTE WHEN USING EITHER YOUR WOOD OR WOOD PELLET BOILERS?

A: When used as instructed, the appliances we offer will produce virtually no creosote in the chimney or heat exchange tubes. These boilers, whether wood or wood-pellet burning, burn hot enough to combust tars that would otherwise have the potential to condense as creosote.

## Q: WHO CAN INSTALL YOUR BOILERS?

A: A licensed heating installer. Some states, such as Maine, require a solid fuel installation license. We do not recommend homeowner self-installation.

## Q: HOW MUCH WOOD WILL I BURN IN A HEATING SEASON?

A: It is difficult to give a firm answer to this common question. Your wood consumption will depend on the size of your house, the age of your home and how well insulated it is, as well as your specific location and orientation to the sun. We have found that most people can expect to burn between 5 and 7 cords (one cord = 4'x4'x8') per winter.

## Q: HOW MANY PELLETS WILL I BURN IN A HEATING SEASON?

A: As above, it is difficult to give a firm answer to this common question. An average home will use between 5 and 7 tons of premium wood pellet fuel per heating season. Most wood pellets are sold in 40-pound bags, with 50 bags to a ton. Bulk pellet delivery is becoming more available through companies such as pelletsales.com.

## Q: HOW OFTEN DO I HAVE TO FILL THE HOPPER ON MY PELLET BOILER?

A: With typical use, our pellet boilers will require refilling every 2-3 days. However, the P4 will fill itself from a large storage device. An automatic feed device is available for the Multi-heat should bulk pellet delivery be desired.

## Q: CAN MY WOOD BOILER BE CONVERTED TO BURN WOOD PELLETS?

A: No, because our wood and wood pellet boilers are carefully engineered to optimize the use of each type of fuel.

## Q: CAN MY WOOD BOILER OR PELLET BOILER BURN COAL?

A: Many boilers of the '70s and '80s could burn coal with the addition of coal burning kits, but with the advanced wood and wood pellet fuel combustion we offer today, coal burning is no longer possible.



4 Britton Lane | P.O. Box 285 | Lyme, NH 03768  
Toll Free: 800.782.9927 | Tel: 603.795.9100  
info@bioheatusa.com | www.bioheatusa.com

Please visit [www.bioheatusa.com](http://www.bioheatusa.com) for our dealer locator, downloadable specification sheets and plumbing diagrams.





Supporting responsible use  
of forest resources  
www.fsc.org Cert no. SW-COC-002058  
© 1996 Forest Stewardship Council



# BIOHEATUSA™

Innovative Leaders in Alternative Heating Solutions



4 Britton Lane | P.O. Box 285 | Lyme, NH 03768  
Toll Free: 800.782.9927 | Tel: 603.795.9100  
info@bioheatusa.com | www.bioheatusa.com